


colours chart

These are our favourite, tried and tested ink colours, as featured in the designs in our collection. We love soft, neutral, classic shades that coordinate well with just about any wedding colour palette. We like to keep things simple, so our selection of colours is deliberately small. Any of our designs can be printed in any of these colours.



DEEP NAVY (289)



SOFT GREY (428)




COBALT (BLUE 072)




NUDE (4755)



GRAYED JADE (563)




DUCK EGG BLUE (552)



SOFT SAGE (559)



MATTE GOLD (871)



SKY BLUE (291)



BLUSH (7520)




MATTE SILVER (877)




BLACK




LAVENDER (523)



ROSE (692)



BISCUIT (7502)




PINK FOIL



GOLD FOIL



SILVER FOIL



COPPER FOIL



RED FOIL

WE LIKE SIMPLICITY, BUT WE LIKE VARIETY TOO

Can't find the colour you need in our chart? Not a problem! We will happily custom mix ink to match fabric or paint swatches, for no extra charge. Simply post us a physical sample for us to match.

COLOURS APPEAR DIFFERENTLY ON SCREEN TO HOW THEY DO WHEN PROFESSIONALLY PRINTED. COLOURS HERE ARE A GUIDE ONLY. SEE THE NEXT PAGE TO READ IMPORTANT INFO ABOUT COLOUR DIFFERENCES.

important stuff about colour

COLOUR CAN BE TRICKY. LET'S SEE IF WE CAN HELP.

Please note we cannot print metallic colours with digital print.

Gold comes out as a tan colour, and silver comes out as a grey - **it is not sparkly or shiny.**

If you'd like sparkly/shiny metallic gold or silver, the best option is FOIL PRESS.

We can print metallic colours with letterpress, however due to the cotton stock
and the way ink is absorbed into the paper,

gold and silver appear quite matte - there is a very subtle shimmer,

but they are **not sparkly or shiny.**

Again, if you'd like sparkly/shiny metallic gold or silver, the best option is FOIL PRESS.

Colours display differently on a computer screen

(ie. in PDF proofs, our colour chart, on websites, in photos)

or when printed out on a home colour printer.

Or in other words, the way a colour looks on your computer screen or on your phone
is NOT a true representation of how it will appear when printed.

It will be similar... but not exact.

As such, there will be some variance to the actual colour when it is professionally printed.

Colours as they appear on screen and in our colour chart are therefore a **guide only.**

**To see how colours accurately appear when printed,
please order one of our SAMPLE KITS.**

Or you can check your colour against a printed Pantone Uncoated Swatchbook
to see an accurate representation of the true colour when letterpress printed.

The number in brackets in our colour chart is the Pantone number.

Please note that digital printing uses the CMYK mix of the Pantone colour,
which will differ slightly to the letterpress colour.

We always do our very best to match colours as closely as possible,
however please understand some variance may occur
due to unavoidable differences in printing techniques, ink and paper.